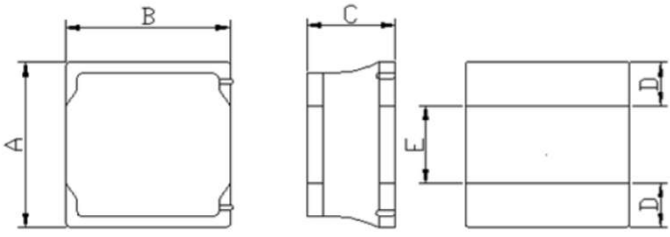


### 1. Features

1. This specification applies Low Profile Power Inductors.
2. 100% Lead(Pb) & Halogen-Free and RoHS compliant.



### 2. Dimension



Series	A(mm)	B(mm)	C(mm)	D(mm)	E(mm)
HPC3015TF	3.0±0.2	3.0±0.2	1.5 max.	1.0 ref.	1.0 ref.

Units: mm

### 3. Part Numbering

**HPC**    **3015**    **TF**    -    **2R2**    **M**  
 A            B            C            D            E

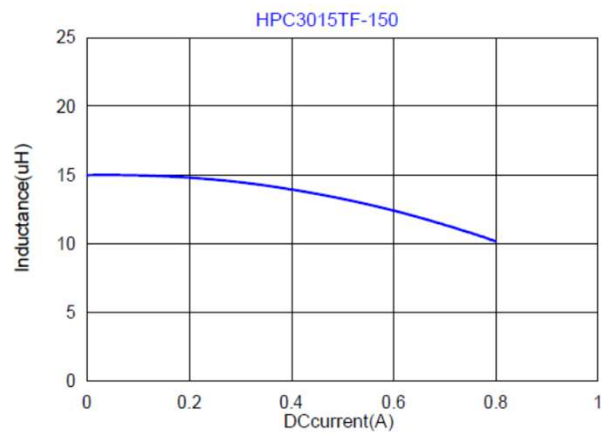
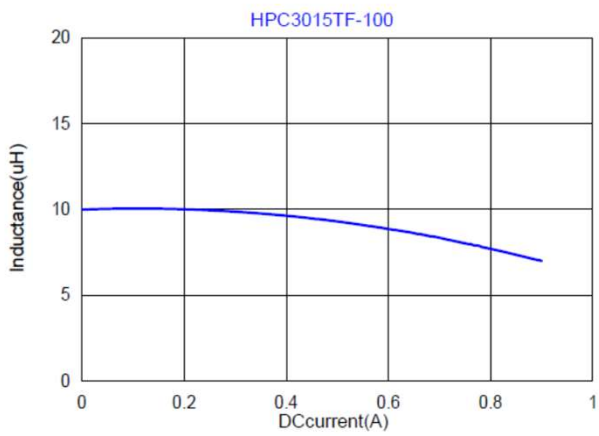
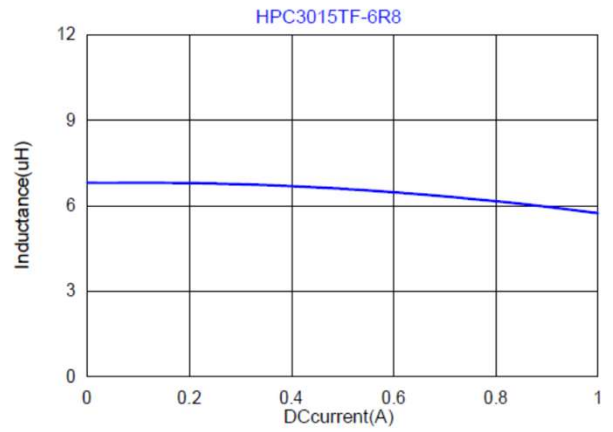
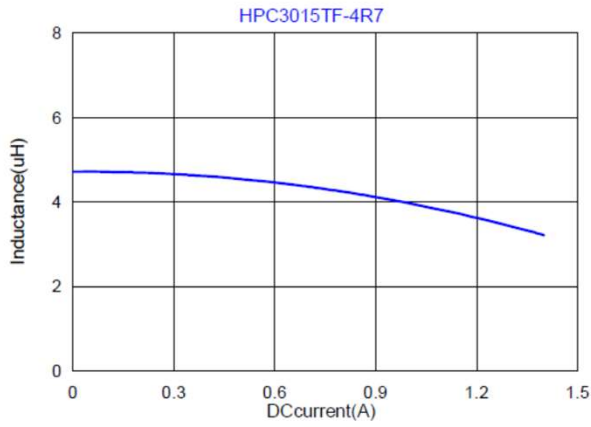
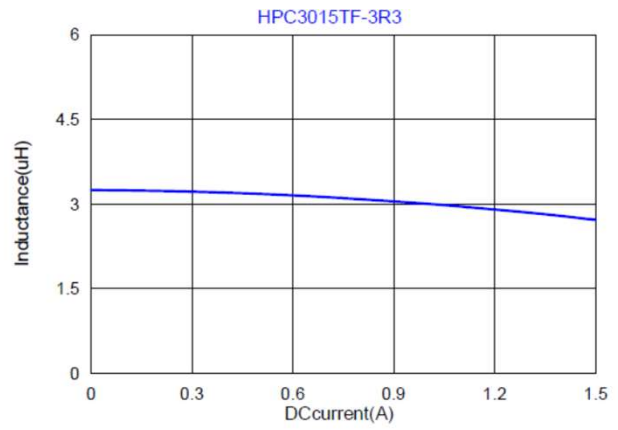
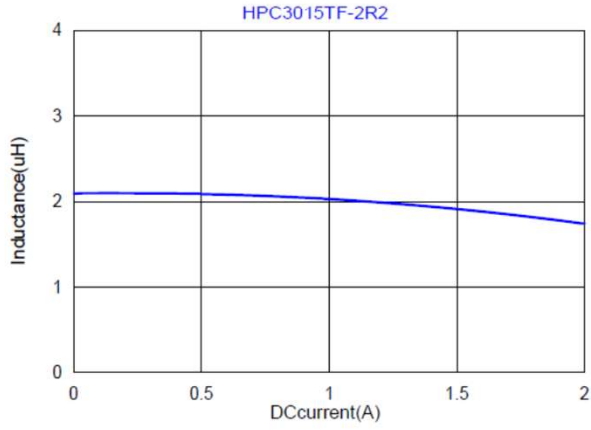
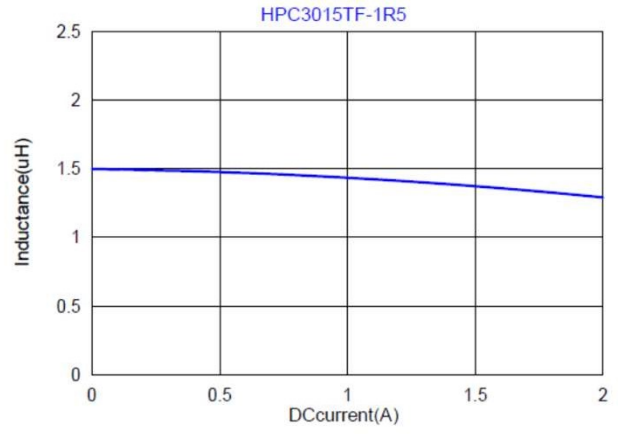
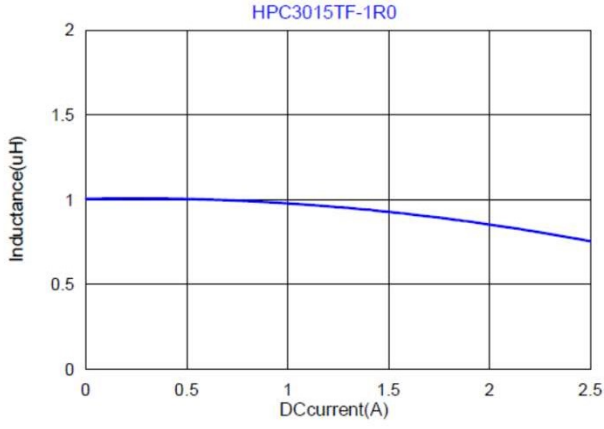
- A: Series
- B: Dimension
- C: Lead Free
- D: Inductance                      2R2=2.2uH
- E: Inductance Tolerance        M=±20%; Y=±30%

### 4. Specification

TAI-TECH Part Number	Inductance (uH)	Tolerance (%)	Test Frequency (Hz)	DCR (Ω) ±20%	I sat (A)typ	I sat (A)max.	I rms (A)typ	I rms (A)max.	SRF (MHz) typ.
HPC3015TF-1R0Y	1.0	±30%	1V100K	0.030	2.20	2.00	2.20	2.00	100
HPC3015TF-1R5Y	1.5	±30%	1V100K	0.040	2.00	1.80	2.00	1.80	87
HPC3015TF-2R2M	2.2	±20%	1V100K	0.060	1.70	1.50	1.70	1.50	64
HPC3015TF-3R3M	3.3	±20%	1V100K	0.080	1.40	1.20	1.40	1.20	49
HPC3015TF-4R7M	4.7	±20%	1V100K	0.120	1.20	1.00	1.20	1.00	40
HPC3015TF-6R8M	6.8	±20%	1V100K	0.160	1.00	0.90	1.00	0.90	36
HPC3015TF-100M	10	±20%	1V100K	0.220	0.75	0.65	0.80	0.70	28
HPC3015TF-150M	15	±20%	1V100K	0.320	0.65	0.55	0.70	0.60	23
HPC3015TF-220M	22	±20%	1V100K	0.460	0.55	0.45	0.60	0.50	20
HPC3015TF-330M	33	±20%	1V100K	0.800	0.40	0.35	0.45	0.40	18
HPC3015TF-470M	47	±20%	1V100K	1.200	0.35	0.30	0.40	0.35	17

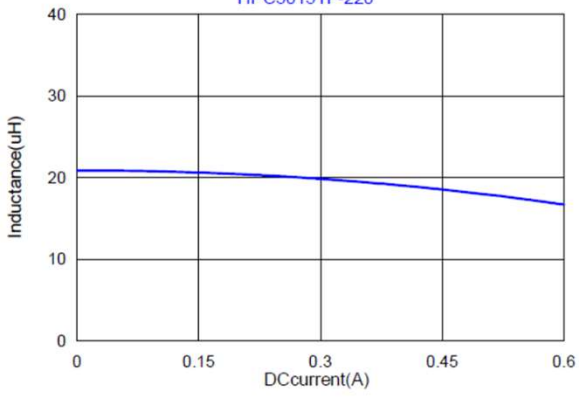
Note:

- Isat : Based on inductance change (ΔL/L0 : ≤30%) @ ambient temp. 25°C
- Irms : Based on temperature rise (ΔT : 40°C ) MAX

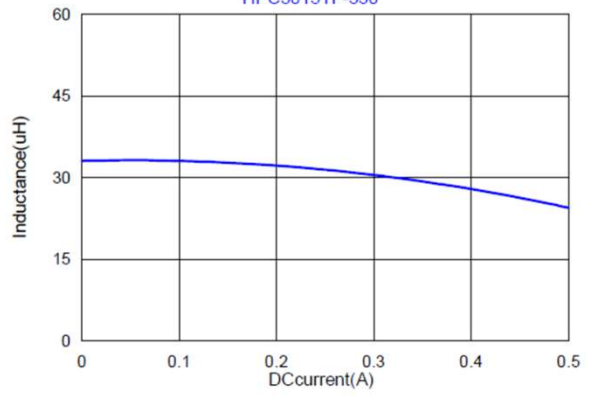


SINKA JAPAN CO.,LTD

HPC3015TF-220



HPC3015TF-330



HPC3015TF-470

